



STAFFING MATCH

Driving Application Form

STAGE ONE

Applicant Name _____

Working Time Directive Test

Name

Date

Name:	Date:
-------	-------

	Question	Answer
1.	Under EU Regulations how many days can a driver work before having to take a weekly rest?	
2.	What is the maximum period of driving time that is permitted before a break must be taken?	
3.	What is the maximum daily hours you can work?	
4.	What is the maximum number of hours you can drive in a week?	
5.	What is the maximum number of hours you can drive in a two-week period?	
6.	What is the normal period of driving time that is allowed within a day?	
7.	What can you extend the daily driving to?	
8.	How many times within a week can the above daily driving time be extended to?	
9.	How many times can you reduce your daily rest in 1 week?	
10.	What is the normal weekly rest period?	
11.	What can the weekly rest period be reduced to?	
12.	If the weekly rest period is reduced, when must the reduction be paid back?	
13.	What is the symbol used for period of availability?	
14.	What is the maximum working time (not driving time) you can go before you need a break?	
15.	What is the Working Time Directive average working week?	
16.	When does YOUR working week start?	

17.	<p>If you work 15 hours and it includes the following how much time counts as working time?</p> <p>Driving time: 7 hours Other work: 5 hours POA: 1.5 hours Break: 1.5 hours</p>	
18.	<p>As part of the Working Time Directive what would you consider as night work? (Between what hours?)</p>	
19.	<p>What is the maximum number of days you can drive if you have lost your Digi card?</p>	
20.	<p>A driver operating under EU rules wishes to take a min statutory break in shorter periods. Which of the following break patterns would satisfy the requirements?</p> <p>12 mins + 33 mins 15 mins + 20 mins + 10 mins 15 mins + 30 mins 30 mins + 15 mins</p>	

FOR OFFICE USE ONLY

Score (A minimum mark of 16 must be achieved for a pass)

	20
Consultant	
Signature	
Date	

Occupational Test

1. Add the following numbers and write the answers in the spaces provided.

1	$29 + 27 =$	
2	$116 + 131 =$	
3	$243 + 175 =$	

2. Multiply the following numbers and write the answers in the boxes provided.

4	$17 \times 16 =$	
5	$3 \times 7 =$	
6	$11 \times 11 =$	

3. Copy the following words into the boxes provided.

Differential	
Distribution	
Consequential	
Transportation	
Operational	

4. Identify the difference between column A and Column B by circling to indicate the mistake.

A	B
ASJ546900N	ASJ546900N
CSJ351115CWS	CSJ351111CWS
APA3503382P+P	APA3503382P+P
APA350366	APA350366
CCC14712P	CGC14712P

5. Which of the following is exactly the same as the standard?

(Please write the corresponding numbers, for example 1,2,3, or 4 in the answer boxes – DO NOT write multiple answers)

Standard	1	2	3	4	Answer
Smith and Jones Greenhill Sheffield	Smith and Jones Green hill Sheffield	Smith and Jones Greenhall Sheffield	Smith and Jones Greenhill Sheffield	Smith and James Greenhill Sheffield	
714- 617	741 - 617	714- 671	714- 671	714- 617	
AD2QABK	AD2QABK	ADD2QABK	AD2QARK	AD20ARK	
Leigh Pemberton & Co	Lee Pemberton & Co	Leigh Pemberton and Company	Leigh Pemberton & Comp	Leigh Pemberton & Co	

For office use only

Score

	12
--	----

Consultant

Signature

Date.....

Pass	Fail
------	------

English Language Test

For the purposes of Health and Safety, Staffing Match require all new applicants to undertake this Basic English Language Test. Please note , you must score a minimum of 6 out of 10 to pass the test. If you require assistance, please ask the Staffing Match representative.

Please read all questions carefully and answer them to the best of your ability.

English Grammar and Vocabulary.

Please circle the correct answer.

- 1) The shift begin in fifteen minutes.
 - a) will
 - b) was
 - c) when
 - d) isn't

- 2) Jonathan never late for work.
 - a) isn't
 - b) won't
 - c) is
 - d) were

- 3) Please circle the incorrect words in the following sentences and provide the correct words in the relevant spaces.
 - a) Kerry were in a position to progress further
 - b) Jennifer want in a very good mood.
 - c) You're car is not very clean.
 - d) Your seat is over their.

Reading and understanding

Please read the following paragraph and answer the questions below.

Leave the M25 at junction 7. Turn left on to Elm street. Follow that road. After one mile, you will pass a small shopping Centre on you left hand side. At the next set of traffic lights, turn right on to Maple Drive. Paul's house is the third house on your left. His house number is 33, and his neighbors have a large conservatory attached to the front of the house.

1. What is Paul's address?
 - a) 33 Elm Street
 - b) 35 Maple Drive
 - c) 7 Elm Street
 - d) 33 Maple Drive

2. How far must you travel down Elm street before you see the shopping Centre?
 - a) 33 Minutes
 - b) 1 Hour
 - c) 1 Mile
 - d) Until you reach the first set of Traffic Lights

For office use only

Score

	8
--	---

Consultant









Signature









Date









Pass	Fail
-------------	-------------









Highway Code Traffic Signs









Drivers Name:		Date:	
---------------	--	-------	--

1		a. Cross roads b. Ahead only c. Staggered Junction d. T-junction	5		a. Car parking b. Traffic keep left c. Queuing traffic ahead d. No overtaking
2		a. Count down markers b. Turn left ahead c. Sharp deviation of route to left d. Sharp deviation of route to right	6		a. Stop b. No vehicles c. Give way d. Caution
3		a. Loose chipping b. Road flooded c. Noisy road surface d. Falling or fallen rocks	7		a. No entry b. Manually operated temporary stop sign ahead. c. Give way at major road d. Stop and give way
4		a. Wild animals b. Cattle c. Animals crossing d. Farm entrance	8		a. Fire station traffic has priority. b. Give way to vehicles from opposite direction. c. Two-way traffic d. Proceeding traffic has priority

9		<p>a. Compulsory turn ahead</p> <p>b. End of tram route</p> <p>c. No reversing</p> <p>d. No U-turns</p>	13		<p>a. Buses and coaches only</p> <p>b. No motor vehicles</p> <p>c. Car park</p> <p>d. Cyclists only</p>
10		<p>a. Mini roundabout</p> <p>b. Traffic island ahead</p> <p>c. All traffic turns right</p> <p>d. Roundabout</p>	14		<p>a. Two-way traffic straight ahead</p> <p>b. End of dual carriageway</p> <p>c. No overtaking</p> <p>d. Two-way traffic crosses one-way street</p>
11		<p>a. Right hand lane closed</p> <p>b. Double bend first to the left</p> <p>c. Change to opposite carriageway</p> <p>d. Series of bends</p>	15		<p>a. Steep hill upwards</p> <p>b. Ramp ahead</p> <p>c. Speed bumps ahead</p> <p>d. Steep hill downwards</p>
12		<p>a. One-way traffic</p> <p>b. Road narrows on both sides</p> <p>c. Dual carriageway ends</p> <p>d. Single lane traffic ahead</p>	16		<p>a. Double parking prohibited</p> <p>b. No parking</p> <p>c. Priority over oncoming vehicles</p> <p>d. No overtaking</p>

17		<p>a. Uneven road</p> <p>b. Hump bridge</p> <p>c. Low bridge ahead</p> <p>d. No vehicle over the height shown</p>	21		<p>a. Traffic merges from the right</p> <p>b. Traffic merges from the left.</p> <p>c. Sharp left turn</p> <p>d. No left turn</p>
18		<p>a. No vehicles</p> <p>b. National speed limit applies</p> <p>c. Other hazard</p> <p>d. No entry</p>	22		<p>a. Slippery road</p> <p>b. Loose chippings</p> <p>c. Accident</p> <p>d. Ice on road</p>
19		<p>a. Footpath</p> <p>b. No pedestrians</p> <p>c. Pedestrian crossing</p> <p>d. Pedestrians only</p>	23		<p>a. Hump back bridge</p> <p>b. Uneven road</p> <p>c. Road liable to subsidence</p> <p>d. Risk of grounding</p>
20		<p>a. Major road ahead</p> <p>b. Dual carriageway ends</p> <p>c. Single lane traffic</p> <p>d. Two-way traffic crosses one-way street</p>	24		<p>a. Right turn ahead</p> <p>b. All traffic turns right</p> <p>c. T-Junction</p> <p>d. Staggered Junction</p>

25		<p>a. Narrow road ahead</p> <p>b. Low bridge</p> <p>c. No vehicle over the width shown</p> <p>d. No vehicles over the height shown</p>	29		<p>a. National speed limit applies</p> <p>b. Motorway ahead</p> <p>c. Clearway</p> <p>d. Meter zone</p>
26		<p>a. Car park</p> <p>b. No motor vehicles except motor cycles and scooters</p> <p>c. Oncoming traffic has priority</p> <p>d. One-way street</p>	30		<p>a. Road narrows on both sides</p> <p>b. One-way traffic</p> <p>c. Dual carriageway ends</p> <p>d. Single lane traffic ahead</p>
27		<p>a. No entry for vehicular traffic</p> <p>b. Clearway</p> <p>c. End of speed limit</p> <p>d. Other danger</p>	31		<p>a. No vehicles over the width shown</p> <p>b. Low bridge ahead</p> <p>c. No High sided vehicles</p> <p>d. No vehicles over the height shown</p>
28		<p>a. No waiting</p> <p>b. Cross roads</p> <p>c. Meter zone</p> <p>d. No stopping (clearway)</p>	32		<p>a. No entry</p> <p>b. Bend to right</p> <p>c. All traffic turns ahead</p> <p>d. No right turn</p>

33		<p>a. Automatic level crossing ahead</p> <p>b. Level crossing without barrier</p> <p>c. Railway museum ahead</p> <p>d.</p>	37		<p>a. Road narrows to the left</p> <p>b. One-way traffic</p> <p>c. Road narrows on right</p> <p>d. End of dual carriageway</p>
34		<p>a. Lorry park</p> <p>b. No vehicles over 7.5 T allowed</p> <p>c. Low bridge ahead</p> <p>d. Only vehicles over 7.5T allowed</p>	38		<p>a. Wild animals</p> <p>b. Horses crossing</p> <p>c. Wild horses or ponies</p> <p>d. National park</p>
35		<p>a. Uneven road</p> <p>b. Lane closed</p> <p>c. Soft Verges</p> <p>d. No Parking</p>	39		<p>a. End of minimum speed limit</p> <p>b. Start of minimum speed limit</p> <p>c. No speeding</p> <p>d. Maximum speed limit</p>
36		<p>a. Roundabout</p> <p>b. Mini-roundabout</p> <p>c. All traffic turns right</p> <p>d. Traffic island</p>	40		<p>a. No entry</p> <p>b. Manually operated temporary stop sign</p> <p>c. Major road ahead</p> <p>d. Stop and give way</p>

For office use only

Comments:

Score (Please note a minimum score of 35 must be achieved for a pass)

	40
Consultant	
Signature	
Date	

Pass	Fail
------	------

FOR OFFICE USE ONLY

For SM Global Consultancy Ltd to complete for Aviation placements

Applicant Name _____

Following successful test scoring to establish reasonable command of the English language both written and oral and to establish concentration and observation skills required to sufficiently carry out aviation security duties effectively. This application can proceed to application form

Consultant Name _____

Consultant Signed _____

DATE _____

For SM Global Consultancy Ltd to complete for Industrial Placements

Applicant Name _____

Following successful test scoring to establish reasonable command of the English language both written and oral and to establish concentration and observation skills required to sufficiently carry out duties effectively. This application can proceed to application form

Consultant Name _____

Consultant Signed _____

DATE _____